

# SAP Fiori Presentation

HighPerformanceSolutions



**TECHNOLOGY IS A PATH  
WE WILL ASSIST YOU  
IN YOUR JOURNEY**



By Miguel García-Poveda Morera  
January 26<sup>th</sup>, 2015

## 1.1 Introduction

- /// This document presents the SAP Fiori technology from a functional, architecture and project view.
- /// HPS has successfully completed the implementation, adaptation of services (customization and development), and startup of SAP Fiori on a German client with multinational presence.
- /// HPS has an experience of over 12 years in the development of mobile applications with SAP, and we are one of the first consultants companies to have gone live with SAP Fiori.
- /// Added to SAP Fiori, we have developed a mobile application that integrates with notification standard reporting mobile mechanisms.
- /// We will be happy to perform a presentation to introduce the implementation project as well as the technical aspects of architecture: Components, security, high availability, Mobile Device Management (MDM), etc. Please do not hesitate on contacting us: [comercial@hps.es](mailto:comercial@hps.es).



## 1.2 SAP Fiori



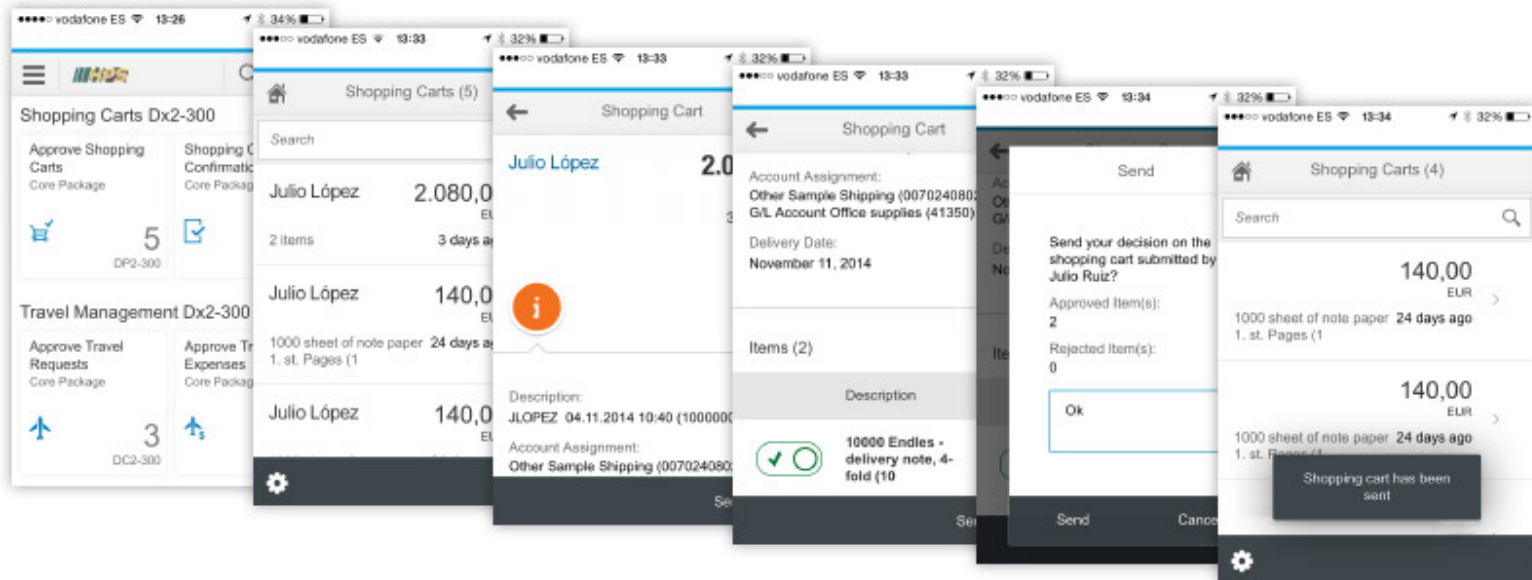
- /// For years, SAP has been working hard to change their screens and workflows, to be more friendly, simple and attractive. Now it is also multi - device and **is included within the SAP Netweaver license**. It's SAP Fiori UX.
- /// SAP Fiori is the new user interface of SAP on HTML5, making it adaptive to multiple devices: desktop, tablet and mobile.
- /// This is the ultimate solution. All SAP's applications and user interface strategies converge toward SAP Fiori UX, and will be the main way to access in next generation's SAP: SAP S/4 HANA
- /// It provides a personalized, and much more simple engaging experience. It covers transactional, analytical and factsheet applications.
- /// With SAP Fiori you can meet business demands, especially those related to mobility, enabling increased productivity, approvals from anywhere, and creating value for employees by increasing their efficiency and productivity through more attractive, simple and friendly user interfaces.

# /// SAP Fiori Functional Description





## 2.1 SAP Fiori's User Experience



- /// Traditional SAP applications are Functional-based, where one transaction is used from multiple roles, exposing all data and functions to all users, making the screens complex.
- /// SAP Fiori's applications are Role based applications. Specific apps have been created for each role, exposing only the relevant data and functions. This has simplified the screens, reducing training costs, and errors.
- /// Traditional SAP, required multiple entry points to the different SAP systems (CRM, ERP, etc), generating an inconsistent user experience.
- /// With SAP Fiori, there is only one entry point for the user, following common design directions, supplying a unique look&feel sensation to the user.

## 2.2 SAP Fiori apps



/// SAP has been developing a great amount of SAP Fiori Applications, since may 2013, when SAP Fiori was released with 25 applications to the **over 500 applications that are now available.**

/// These great efforts demonstrate once again how important is SAP Fiori into SAP's products and architecture future strategies.

/// SAP Fiori's user Roles cover the following business lines: Finance, Human Resources, Asset Management, Sales&Marketing, Procurement, Supply Chain, Manufacturing and R&D, Engineering. Also the following Industries specific solutions are covered: Retail, Insurance, Higher Education, Public Sector, Banking and Oil & Gas.

/// SAP Fiori Applications are classified as Transactional (156 applications), Analytical (108 applications), and Fact Sheet (220 applications).

/// Please review the following SAP's presentation for any other details:

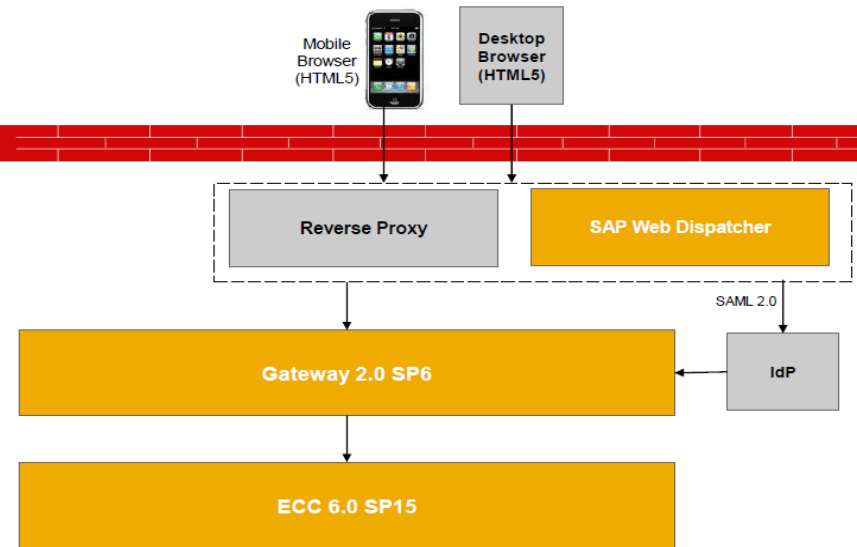
<http://www.sdn.sap.com/irj/scn/go/portal/prtroot/docs/library/uuid/706150d1-f2e7-3110-69ad-d64d9b20f65c?QuickLink=index&overridelayout=true&59661390746141>



# /// SAP Fiori Architecture



## 3.1 Support of Current SAP Fiori Apps and Mobile App



From a systems perspective, the SAP Fiori architecture is made up of three main layers:

/// **Business Suite** (Backend: ECC and SRM): This is the current backend. Some add ons are added to it so it can publish the required data to the SAP Netweaver Gateway (SAINT Transaction).

/// **SAP Netweaver Gateway 2.0**: This system is responsible on requesting and getting the required data from the backend, create the presentation layer in HTML5 and publish it.

/// **Client Browser** (Mobile browser or SAP Fiori Client): This is the standard mobile browser that smartphones have. The requests are sent to the SAP Netweaver gateway which returns the HTML5 web pages that the client browser renderizes. Also an specific app has been developed by SAP to access the SAP Fiori apps. Among other things, it simplifies navigation to PDF files on iOS. HPS has also developed an specific application that integrates with the the standard notification of the mobile device



## 3.2.1 SAP Fiori 's components



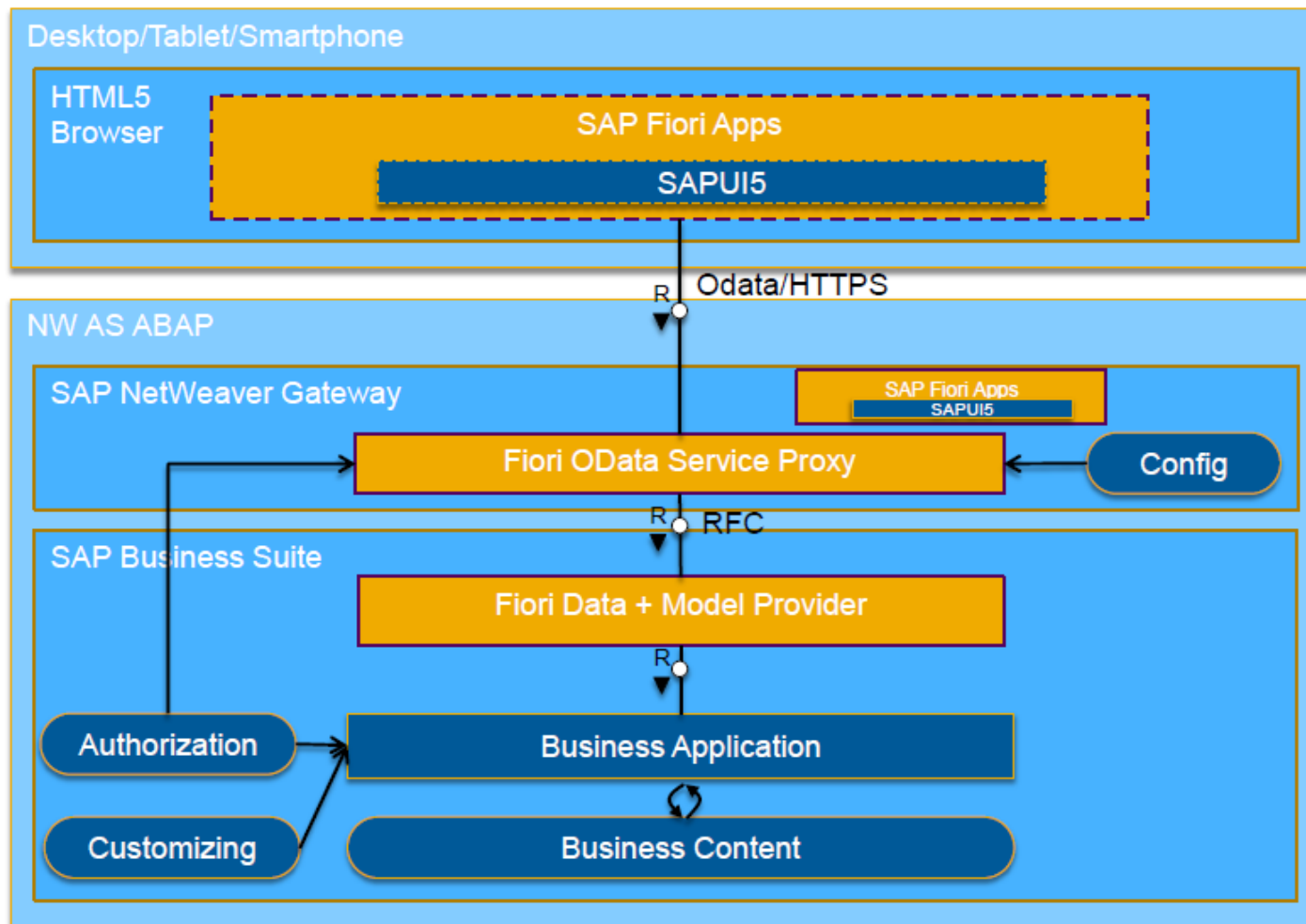
/// **SAP Fiori Data + Model Provider:** These are the components that are installed as Add ons at the current backends. These components get the information from the current backend repository elements and presents them the SAP Netweaver Gateway in an specific xml model.

/// **SAP Fiori OData Service Proxy:** This element configures the connection to the SAP Fiori Data + Model Provider. Through it the required information is requested to the SAP Fiori Data+Model Provider, to be presented at the final HTML5 pages, or requests actions are sent to be executed at backend level.


/// **SAP Fiori Apps (SAPUI5):** This element creates the HTML5 pages from the SAP Fiori Data +Model Provider data received, through the SAP Fiori OData services, and publishes them to web. It uses the standard SAP library to publish HTML5 called SAPUI5 (SAP User Interface for HTML5)

/// **HTML5 Browser:** As explained before this is just a standard HTML5 browser that presents the HTML5 pages created by the SAP Fiori Apps

### 3.2.2 SAP Fiori 's components



## 3.3 Enhancements



SAP Fiori Applications can be modified to fulfill the custom requirements of the company. This can be performed at customization, but also at development level.

There are three main layers where enhancements may be required. The type of modification required and the reason for it are:

- /// **Business Suite (BackEnd):** The backend logic and content required for the app extension does not exist in the Business Suite. Backend development is necessary (ABAP).
- /// **SAP Fiori Model and Data Provider + Gateway:** The backend logic and the content required for the app extension exists in the backend, but it's not exposed in the app's Gateway service. In those cases the SAP Fiori Model & Data providers for that services must be enhanced to include the required data in the Gateway Service.
- /// **User Interface (UI):** The backend logic and content required for the app extension is exposed in the app's Gateway service, but the user interface (UI) does not present it or it's not presented in the desired way. XML and HTML5 modifications are required.



# /// References

## 5 References



To get further information, watch demos, and other media resources please navigate to the following links:

/// **HPS Video:** Watch a demo of a SAP Fiori Implementation performed by HPS ([http://www.hps.es/sap\\_fiori\\_ux\\_videodemostracion\\_eng](http://www.hps.es/sap_fiori_ux_videodemostracion_eng))

/// **HPS's SAP Fiori section:** Check out the HPS presentation of SAP Fiori ([http://www.hps.es/sap\\_fiori\\_en](http://www.hps.es/sap_fiori_en))

/// **SAP Fiori User Experience:** <https://experience.sap.com/fiori/>

If you are interested on a presentation or if you have any doubts do not hesitate on contacting: [comercial@hps.es](mailto:comercial@hps.es) or calling +34 913081493

Miguel García-Poveda  
Email: [mgpoveda@hps.es](mailto:mgpoveda@hps.es)  
Cell: +34 629189138